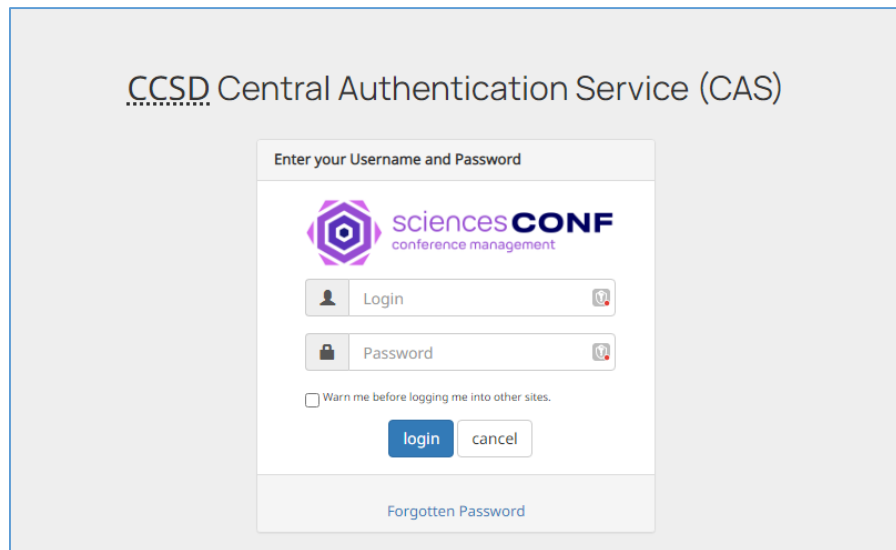
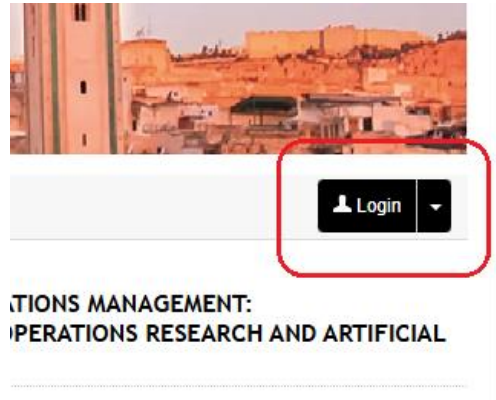
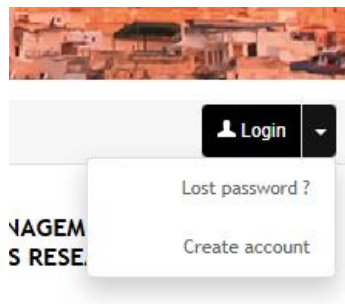


Guide to submitting an article

- If you have an account on the sciencesconf platform, please log in to the conference site to be able to submit your work

A screenshot of the CCSD Central Authentication Service (CAS) login page. The page has a light gray background. At the top, the text 'CCSD Central Authentication Service (CAS)' is displayed. Below this, there is a white login form. The form has a title 'Enter your Username and Password'. It features the sciencesCONF logo, which consists of a purple hexagon with a white 'C' inside, followed by the text 'sciencesCONF' and 'conference management' below it. There are two input fields: 'Login' with a person icon and 'Password' with a lock icon. Below these fields is a checkbox labeled 'Warn me before logging me into other sites.' At the bottom of the form are two buttons: 'login' (blue) and 'cancel' (white). Below the form, there is a link 'Forgotten Password'.

- If not, you are required to create an account.



- Then fill out the form

CREATE ACCOUNT

Thank you for filling out the form below to create your account on the CCSD platforms : Sciencesconf.org HAL Episciences ⓘ

(* : Required fields)

Email address *
Enter your email address


Login *
Choose a user login for the Sciencesconf.org platform

Password *
Type a valid password (alpha numeric from 7 to 20 characters)

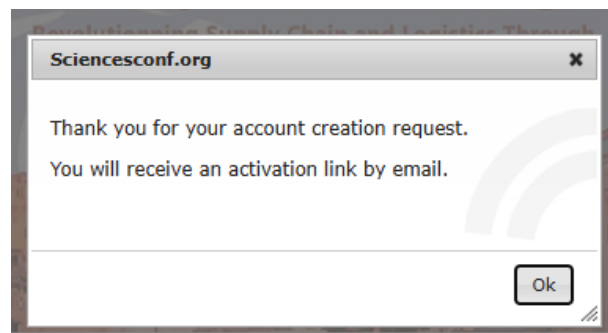
Re-type your password *
Please re-type your password

Lastname *

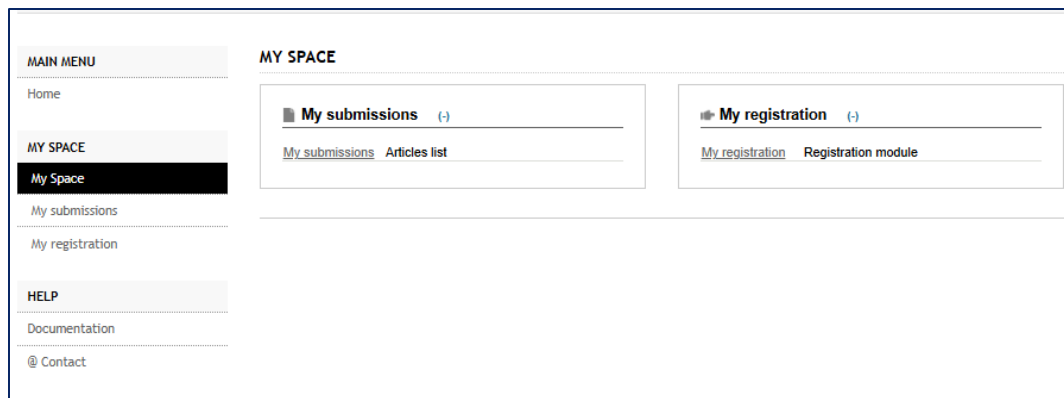
Firstname *

☐ I am human  [Privacy](#) - [Terms](#)

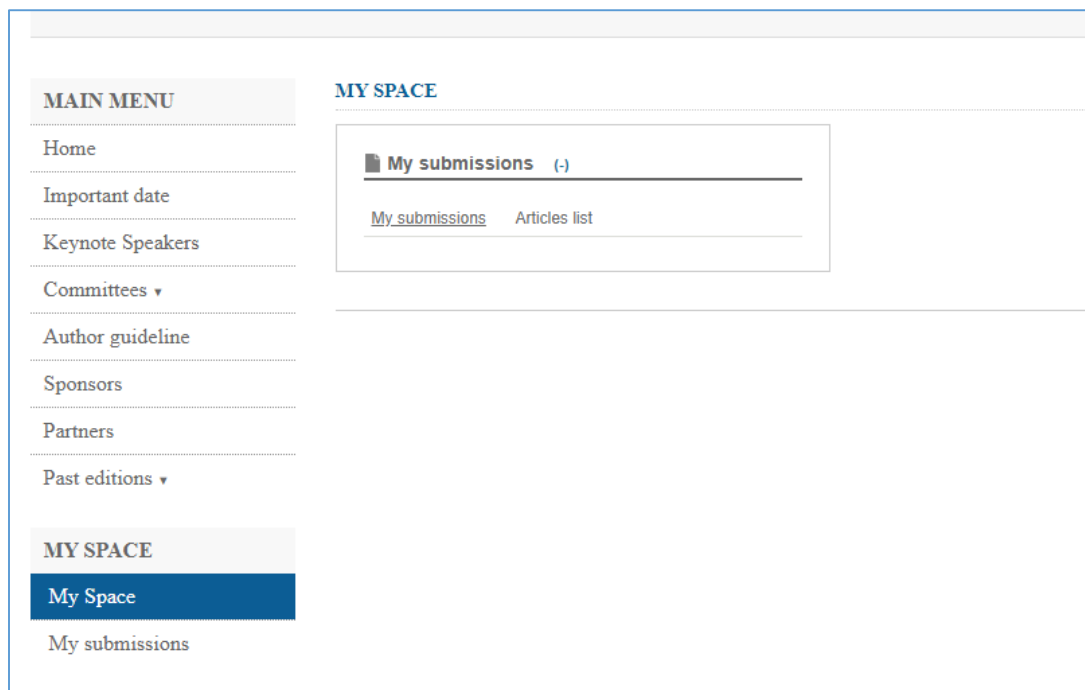
Create account



- After activation you are now allowed to log in.



2. In order to submit your article, go to **My Space menu, My submissions**



and click on **Submit a paper**.

MY SUBMISSIONS > MY SUBMISSIONS

Upload your paper:
You are able to edit your submission up until the review process starts.

New submission

Go to the paper submission page

Submit a paper

Complete at least the mandatory information marked with an asterisk for each step.

NEW SUBMISSION

1 Metadata

2 Author(s)

3 File(s)

4 Overview

(*) : Required fields

Title *
title_description
Article 1

Abstract *
Please enter the text of your abstract

B I U

Test test test

Topic *
Select themes that may apply to the proposal. Please note that the organizers may re-allocate proposal. For multiple selections, hold down the Ctrl or cmd key when selecting items.
Internet of Things
Knowledge engineering and management
Modelling, simulation and optimization
Performance analysis

Language of text *
Indicate the language of the text
English

Key words *
Indicate relevant keywords, using a semicolon to separate keywords. They may be used to search for related topics on the conference website.
simulation; modeling; optimization

Next step

Next step

NEW SUBMISSION

1
Metadata
2
Author(s)
3
File(s)
4
Overview

You must add all authors individually. To add an author, first click on "Add an author" and fill in the form, secondly click on "Add an affiliation" and enter the details of the author's institution(s).

Author(s) [Add an author \(+\)](#)

SPEAKER	AUTHOR(S)	ACTIONS
<div>+</div> <div> <input checked="" type="checkbox"/> </div>	<div> Fatima Mhada (fatimazahra.mhada@gmail.com) </div> <div> Add an affiliation... </div> <div> Ecole Nationale Supérieure d'Informatique et d'Analyses des Systèmes </div>	<div> <div></div> <div></div> </div>

Next step

Next step

After having filled in the metadata and the authors, choose your file and transfer it to step “3 File(s)”.

1
Metadata
2
Author(s)
3
File(s)
4
Overview

Paper

The main file will be automatically converted to pdf.

Choisir un fichier

Aucun fichier choisi

Upload

FILE	ACTIONS
<div> Springer Nature LaTeX Template Mhada.pdf </div>	<div> <div></div> <div></div> </div>

Supplementary data

You can add supplementary data to your submission. You can upload a file directly on the platform, retrieve a document available from the URL or embed html code (eg video deposited on another platform, ...)

Upload file

Choisir un fichier

Aucun fichier choisi

Upload

Upload file from an URL

Import

Integrate HTML

Integrate

FILE	TYPE OF THE FILE	DESCRIPTION	ACTIONS
No file			

Next step

5

Next step

Check your document and verify that the document has converted to a pdf format.

NEW SUBMISSION

1 Metadata

2 Author(s)

3 File(s)

4 Overview

Article 1

Fatima Mhada ^{1, @}

1 : Ecole Nationale Supérieure d'Informatique et d'Analyses des Systèmes

Test test test


Subject : Paper

Topics : Modelling, simulation and optimization

Language of text : English

Keywords : simulation ; modeling ; optimization

Submit



If you wish to submit your paper, proceed to step “4 overview” and click on **Submit**

MY SUBMISSIONS > MY SUBMISSIONS

Upload your paper.

You are able to edit your submission up until the review process starts.




New submission

Go to the paper submission page

Submit a paper

My submissions

View your submissions ⓘ

TITLE	ACTIONS
 <p>Article 1 Fatima Mhada scienceconf.org/go/24-471831</p>	 

You will receive an email with the subject: “Confirmation of paper submission to the author”

Modify my submission

You can no longer modify submission that has been accepted (in green), refused (in red) or reread (in white). If you want to make changes to these submissions, you must contact the conference administrator.

However, if your submission is at the “Initial” stage (no action from reviewers or admins), you can go to My Submissions menu and click on the little pencil to the right of your repository and make changes.

The contact link can be found in the conference menu.

Similarly, if the status is “Pending modification”, just click on the pencil to modify your deposit.

The different status of a submission

Accepted: your submission has been accepted and can no longer be modified.

Denied: Your submission has been denied.

Reviewed: your submission has been evaluated but the coordinator has not yet decided what to do with your submission. Your deposit is not editable.

Awaiting change: The site administrators are waiting for a change from you.

Initial: indicates that your submission has not yet been reviewed by the reviewers. No action has been taken yet by the conference administrators, you can still modify your submission.

Access reviewer notes and comments

Once your deposit has been evaluated, you will be able to access the notes and opinions of the reviewers by clicking on the small eye to the right of your **submission** in the “My **submissions**” menu.

If there are any changes to be made to your submission, you will receive an email with the coordinator’s comments.